



Artistic Impression

PRESENTING ULTRA *Luxury*
AT PAALM PARADISE

Paalm
Paradisē
Remarkable Residences

Only buildings with Duplexes in Paalm Paradise
Lush Landscaped Greens and Garden View



SITE PLAN



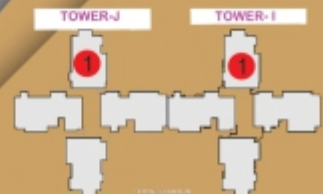


I & J TOWER



Carpet Area :- 113.26 sq.mt
Super Area :- 172.98 sq.mt

TYPICAL FLOOR PLAN 1,2,3,6,7,8,11,12TH FLOOR



Floor Plan: 01

I & J TOWER



Carpet Area :- 137.50 sq.mt
Super Area :- 222.16 sq.mt

TYPICAL FLOOR PLAN 1,2,3,6,7,8,11,12TH FLOOR



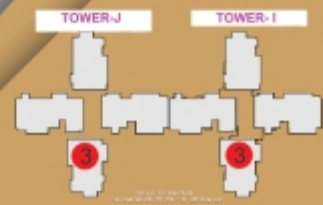
Floor Plan: 02

I & J TOWER



Carpet Area :- 114.23 sq.mt
Super Area :- 178.45 sq.mt

TYPICAL FLOOR PLAN
1,2,3,6,7,8,11,12TH FLOOR



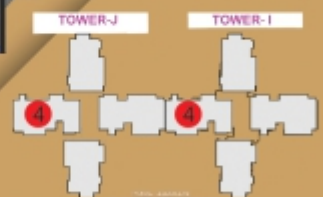
Floor Plan: 03

I & J TOWER



Carpet Area :- 136.54 sq.mt
Super Area :- 211.26 sq.mt

TYPICAL FLOOR PLAN
1,2,3,6,7,8,11,12TH FLOOR



Floor Plan: 04

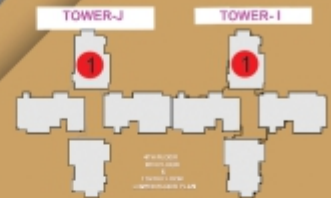
I & J TOWER



DUPLEX LOWER FLOOR 4,9,13TH FLOOR



ENTRY



Floor Plan: 05

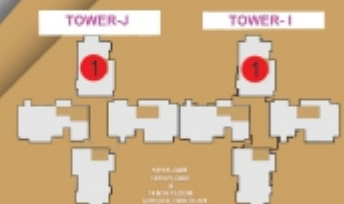
I & J TOWER



DUPLEX UPPER FLOOR 5,10,14TH FLOOR



Carpet Area :- 213.41 sq.mt
Super Area :- 345.96 sq.mt



Floor Plan: 06

I & J TOWER



Floor Plan: 07

I & J TOWER

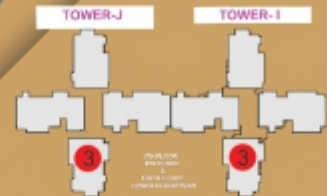


Floor Plan: 08

I & J TOWER



DUPLEX LOWER FLOOR
4,9,13TH FLOOR



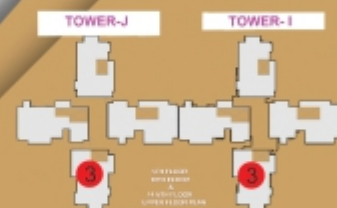
Floor Plan: 09

I & J TOWER



DUPLEX UPPER FLOOR
5,10,14TH FLOOR

Carpet Area :- 213.31 sq.mt
Super Area :- 356.90 sq.mt



Floor Plan: 10

Specification

Bedrooms

Ceiling / Wall Finish	Smooth Finish POP
Doors	Laminated Flush Doors
Windows	Wooden or UPVC with Grills
Flooring / Skirting	Vitrified Tiles (2' x 4' Vitrified tile)

* Air-Conditioning in all bed-rooms

Living / Dining Rooms

Ceiling / Wall finish	Smooth finish POP
Doors	Designer main door and laminated flush doors
Windows	UPVC with Grills
Flooring / Skirting	Vitrified tiles (2.5'x5' or equivalent)

*Air-Conditioning Units

Toilets

Ceiling	False Ceiling Provided
Wall Finish	Wall Tiles Up-to DADO Level (2100 MM)
Doors	Laminated Flush Doors with waterproof layers inside
Ventilators	Wooden or UPVC
Flooring / Skirting	Vitrified tiles
Vanity Counter Top	Granite / Italian
Water Closet (WC)	Wall Hung Commode with flush valve
Glass Partition	Toughened Glass in one Toilets Bathing Area

* Toilets will be equipped with Exhaust and Geyser

C.P. Fittings and Accessories

GROHE / JAGUAR Toilet Fittings or Equivalent Fittings in All Toilets
Adequate Water proofing treatment will be provided

Kitchen

Ceiling / Wall Finish	Smooth finish POP with 2 feet designer tile above counter
Doors	Laminated Flush door with waterproof layer inside
Ventilators	Wooden or UPVC
Flooring / Skirting	Anti Skid tiles
Sink and counters	Stainless Steel Sink with granite counter top

*Kitchen will be equipped with Exhaust, Chimney,
Geyser and R.O. fittings

Balconies

Ceiling / Wall Finish	Exterior Grade paint on plaster
Flooring / Skirting	Anti skid tiles / stones
Handrails and Parapets	Decorative Child safe railings

*Provision of washing Machine (Plumbing and Electrical Only)space for inverter

External Wall Finishes

* This shall be provided with reputed brand exterior grade paint, which shall have water repellent properties

Staircase

Ceiling / Wall Finish	Exterior grade paint on plaster
Flooring / Skirting	Anti skid tiles or Granite on treads and risers
Handrails and Parapets	Decorative Child safe MS railings

Air-Conditioned Lobby / Reception area on ground floor

Common Passage

Ceiling	Partial attractive false ceiling provided with adequate lighting
Wall Finish	Exterior grade paint on plaster
Flooring / Skirting	Anti Skid tiles or Granite

* Corridors will be having attractive wall features for Aesthetics.

Electrical Wiring & Installation

Fixtures and fittings	ISI marked modular switches / sockets, Distribution boxes and circuit breakers. Wiring shall be ISI marked copper wiring in concealed conduits.
Plumbing	ISI marked water supply pipes with accessories and ISI marked PVC rain / waste water pipes

Security System CCTV, EPBAX system

Lifts and Elevators

Two lifts of international make will be provided in each Tower Lift shall be provided with ARD (Automatic Rescue Device) System. Provision of phone connected to EPABX system in each lift.

Power Back-Up

Power Back-Up in all common area	Parking, Common corridors, Staircase, Lifts, Pump room etc. 1kVA in each flat.
----------------------------------	--

TOWERS THAT MEET YOUR CONTEMPORARY NEEDS

Airport: 10 KM

AIIMS: 9.4 KM


Express Highway: 4 KM

Railway Station: 9.2 KM



- | | | | |
|---|--|---|--|
|  3 & 4 BHK Residences |  Vaastu & Geopathy compliant |  Lake Facing Apartments |  Hospital |
|  Large Size Balconies |  Fully Secured Environment |  WiFi Enable Smart City |  Temple |
|  Luxury club membership |  Biggest mall of eastern UP |  School | |

WORLD-CLASS AMENITIES DESIGNED TO FULFIL YOUR NEW AGE ASPIRATIONS.

- | | | | |
|--|--|--|--|
| 
Duplexes | 
Children's Play Area | 
Open Gym | 
Landscape Garden |
| 
Meditation Area | 
Rain Water Harvesting | 
Golf Cart Facility for Convenience | 
CCTV Surveillance |

City office

UGF 395,396,397,398,385, Baldev Plaza,
Golghar, Gorakhpur (U.P.) - 273001
Mobile: 7080181999, 7080186999

Paalm Paradise

Talramgarh, Deoria by-Pass Road
Gorakhpur - 273016, U.P.
Toll Free No. 1800 120 9949
Mobile : 8948888881

Disclaimer: This brochure is purely for internal purpose only, and not for any sales and marketing activity. The plans, specifications, images and other details herein are only indicative and developer/promoter reserves the right to change any or all of these in the interest of the development as per applicable rules and regulations. The printed material does not constitute an offer and/or contract of any type between the owner or developer and the recipient. Any prospective sale shall be governed by the terms and conditions of the agreement for sale to be entered into between the parties.